


TOWN OF SEYMOUR  
ROADWAY CONDITIONS  
&  
RECOMMENDATIONS REPORT

October 26, 2016  
*Updated January 7, 2019*

Prepared for:  
The Town of Seymour  
Seymour, Connecticut

Prepared by:



39 New Haven Road  
Seymour, Connecticut 06483  
Phone: (203) 881-8145  
Fax: (203) 888-0436  
[www.bbengrs.com](http://www.bbengrs.com)

**TABLE OF CONTENTS**

1.0 PROJECT DESCRIPTION.....1

2.0 STRATEGY & METHODOLOGY.....1

3.0 ROADWAY MAINTENANCE.....2

4.0 CONCLUSION & RECOMMENDATIONS .....2

5.0 REFERENCES .....3

**FIGURES**

- FIGURE 1 Recommended Roadway Replacement and Drainage Improvement Schedule
- FIGURE 2 Recommended Crack Sealing/Filling Roadway Maintenance Schedule
- FIGURE 3 Town of Seymour Road Conditions Map
- FIGURE 4 Town of Seymour Crack Sealing Map
- FIGURE 5 Town of Seymour Line Striping Map

**APPENDICES**

**APPENDIX A**

- Report Card Summary Table – by Grade
- Report Card Summary Table – by A-Z

**APPENDIX B**

- Individual Road Report Cards (Sectioned by Grade)

## 1.0 PROJECT DESCRIPTION

The town of Seymour is located within the Naugatuck River Valley which runs from the north to the south in the southwest central portion of Connecticut. The town straddles the Naugatuck River with low points in the valley and rises, sometimes steeply, to the west and east. Seymour is bordered by the towns of Derby, Ansonia and Shelton to the south, Woodbridge and Bethany to the east, Beacon Falls and Oxford to the north, with the Housatonic River running along its southwestern border. Originally a farming and manufacturing community, many of the fields and open space have been replaced in recent decades by subdivisions and roads, during which the town population has consistently grown.

The Town of Seymour currently maintains over 280 town roads spread over approximately 82 miles. The town roads vary from those that have been in place for well over a century to roads that are currently being constructed or lengthened. Over the course of time, roadways eventually deteriorate through weather and usage. Rainwater, snowmelt, and the freezing and thawing cycles create cracking and potholes in the pavement sections, especially in areas where the pavement was deficient from the beginning of its installation. Vehicle traffic wears the surface, and can contribute to cracking and the establishment of potholes. These consequences, in turn, result in costly wear on vehicles and potentially unsafe driving conditions.

The town has implemented a robust roadway assessment and rehabilitation program over the past five years. In this time, the town has bonded over ten million dollars as a channel to improve and provide a long-term improvement to the existing roadway network.

The purpose of this report is to evaluate the current and changing conditions of the town-maintained roads, determine maintenance and reconstruction necessities, and provide long term recommendations for strategic planning. This document was originally published on October 26, 2016 and is updated on a continual basis, with a new release at the end of each year.

## 2.0 STRATEGY & METHODOLOGY

For the purpose of this report, the roads were evaluated for pavement, curbing, and drainage structural conditions. The roads have been classified into three use categories: intertown, major local, and minor local. State roads were not analyzed for this report. The pavement condition for each road was given an overall alphabetical grading of “A” for exceptional; “B” for good; “C” for mediocre; “D” for poor; and “F” for failing/critical. The grading scale used is based on the scale used in the *Report Card for America’s Infrastructure*, as prepared by the American Society of Civil Engineers. Prior to the overall grading, the road was assessed for cracking, patching/potholes, surface deformation, surface defects and miscellaneous distresses. The condition and/or need of curbing and catch basins was evaluated and given a rating of good, mediocre or poor. Each road was individually inspected and evaluated, and given a report card. Roads that were longer in length or varied in condition were divided into sections and given a report card for each section.

The pavement conditions varied from grade “A” through “F”. Roads graded “A” were generally recently paved. Roads graded “B” were in good shape, not paved generally within the past 5 years, but showed no major surface defects that deem attention. A road with a grade of “C” showed use and wear with typical cracking but overall was still in serviceable and safe condition. A road with a grade of “D” was found to be in poor condition, and would benefit repairs for safety. A road with a grade of “F” was determined to be in need of immediate attention and repair.

The drainage along the roads varied from simple sheet flow off of the sides of the roadway to drainage systems with curbing collecting and directing water to catch basins and piping. Curbing that was seen to be in good condition and not removed or severely broken was given a grade of “Good”. A “Mediocre” curb may still be serviceable but may show signs of deterioration and some breakage. “Poor” curbing may be missing sections and crumbling, and be in need of immediate attention in order for it to continue to be effective in its use. Catch basin conditions varied from “Good” to “Poor”, with “Good” being a catch basin in operating condition as expected, whereas a “Poor” rated catch basin

may be crumbling or have a damaged top and may not be accepting water as expected. Roads that did not have curbing or catch basins, and did not show a need of either were given a drainage grading of “N/A”.

### 3.0 ROADWAY MAINTENANCE

#### Crack Sealing

Since 2017, the town has budgeted at least \$50,000 towards the installation of hot applied rubberized asphalt crack sealing throughout the town. Each year, we determine a list of roads that are good candidates for crack sealing. These include roads that have mild to moderate cracking and have no signs of subsurface failure. The best candidates are those roads that were paved within the past five to seven years. Crack sealing reduces water’s ability to penetrate the asphalt surface which can cause issues of saturation and freezing, ultimately creating pavement breakup and potholes. Figures 2 and 4 show historic crack sealing as well as the current recommendation of crack sealing for the next season.

Crack sealing contractors are selected from the Vender-In-Place program administered by the State of Connecticut Department of Administrative Services. This program is released for bid every two years of which several contractors are selected with set prices for the completed work.

#### Roadway Striping

Roadway striping has been included as part of annual maintenance since 2017. Prior to that, it has been many years since a comprehensive striping plan was implemented. As a result, many of the roads have lost any remnant of useful striping. We have created a plan to fully restripe the town within 4 years, assuming the budget allows for it. In 2018, most of the major roads were striped along with the northeast corner of the town. We are focusing on the northwest corner in 2019, and then the southern sections in 2020 and 2021. Figure 5 shows the historic and planned roadway striping of the town.

### 4.0 CONCLUSION & RECOMMENDATIONS

In total, there were 305 individual report cards, each of which are included in Appendix B, sectioned by the road grades (A-F). Appendix A has an overall map of the town color coded for the roadway grade. In addition, summary tables of all roads are included both organized by grade and in alphabetic order.

Overall, the conditions of the town roadway system are summarized below:

Pavement Grade	Quantity	Length (feet)	Length (miles)	2018 Length (%)	2016 Length (%)
A	93	122,085	27.9	27.9	17.3
B	109	145,480	27.6	33.3	33.7
C	77	141,795	26.9	32.4	36.6
D	25	28,020	5.3	6.4	11.5
F	0	0.0	0.0	0.0	0.8

Drainage Grade	Quantity	Length (feet)	Length (miles)	2018 Length (%)	2016 Length (%)
Good	156	220,930	41.8	50.5	35.8
Mediocre	91	147,085	27.9	33.6	30.0
Poor	28	31,530	7.2	7.2	9.2
N/A	59	37,835	8.7	8.7	7.5

It is our opinion that all roads with a pavement grade of “D” or “F”, as well as major local or intertown roads that are graded “C” should be prioritized for reconstruction. As a result of the work that has been performed over the past 3 years, the town has eliminated all roads graded “F”. Major local or intertown roads graded “C” may be deteriorating at an increased rate due to their widespread usage.

Using this approach, we have provided in Figure 1 our recommend priority of which roads would benefit the most from roadway reconstruction. Some of the roads have been included due to their blatant need for reconstruction, while others are included due to the high volume of traffic that utilizes it.

Figure 1 also has approximate cost estimates for the recommended work for a long term repair. In addition, we have included Figure 2, which lists roads which would benefit from short term crack repair or sealing. This is recommended on roads that are in good condition, but are beginning to see the effects of cracking. Filling and sealing should increase the longevity of the roads so that full reconstruction is not necessary as soon as it would be otherwise.

## 5.0 REFERENCES

1. *Distress Identification Manual for the Long-Term Pavement Performance Program*, Publication No. FHWA-RD-03-031, June 2003, US Department of Transportation Federal Highway Administration.
2. *Report Card for America's Infrastructure*, American Society of Civil Engineers.

L:\Job Data\Town Engineer\Seymour\2016\S-16-5\Road Conditions Report 2016\Report 1-7-2019\Road Conditions Report 2018.docx

## FIGURES

Figure 1: Recommended Roadway Replacement and  
Drainage Improvement Schedule

Figure 2: Recommended Crack Sealing/Filling Roadway  
Maintenance Schedule

Figure 3: Town of Seymour Road Conditions Map

Figure 4: Town of Seymour Crack Sealing Map

Figure 5: Town of Seymour Line Striping Map

Figure 1

Recommended Roadway Replacement and Drainage Improvement Schedule

Date: 1/5/2019

Year	Priority #	Road Name	Road Section	Grade	Drainage Improvemnts (Y/N)	Length (LF)	\$/LF	Cost (\$1,000's)	Cumulative Cost (\$1,000's)
<b>LOTICIP</b>	<b>LOTICIP APPLICATION/GRANT</b>								
	1	Holbrook Road		C	Yes	8500	\$ 165	\$ 1,403	\$ 1,403
	2	Bungay Road/W. Church Road	Botsford Road - West Street	C	Yes	6800	\$ 165	\$ 1,122	\$ 2,525
	3	Botsford Road	Great Hill Road - Brookfield Road (West Leg)	D	Yes	3800	\$ 165	\$ 627	\$ 3,152
	4	Clinton Road	Needs reclassification	C	Yes	2100	\$ 165	\$ 347	\$ <b>3,498</b>
<b>2019 +</b>	1	High Street		D	No	1400	\$ 140	\$ 196	\$ 196
	2	Highland Avenue		D	No	1000	\$ 140	\$ 140	\$ 336
	3	Seymour Avenue	Wide Road, minor drainge improvements	D	Yes	1500	\$ 150	\$ 225	\$ 561
	4	Cogwheel Lane	Replace catch basin tops	C	No	5800	\$ 125	\$ 725	\$ 1,342
	5	Old Ansonia Road	Spot Improvements	C	Yes	2500	\$ 125	\$ 313	\$ 1,655
	6	Progress Avenue		B	No	3300	\$ 125	\$ 413	\$ 2,067
	7	Shelton Street		C	No	750	\$ 125	\$ 94	\$ 2,161
	8	Pershing Avenue	#24 East to Shelton Street	C	No	500	\$ 125	\$ 63	\$ 2,224
	9	Haddad Road	From Route 313 to Silvermine	C	No	1500	\$ 125	\$ 188	\$ 2,411
	10	Silvermine Road	From Progress Ave. to Haddad	C	No	7800	\$ 125	\$ 975	\$ 3,386
	11	Hillside Avenue	Needs reclamation, drainage	D	Yes	550	\$ 150	\$ 83	\$ 3,469
	12	Kulas Terrace		D	No	450	\$ 125	\$ 56	\$ 617
	13	Bungay Court		D	No	250	\$ 125	\$ 31	\$ 3,500
	14	Olson Drive	Needs reclamation, drainage	D	Yes	550	\$ 150	\$ 83	\$ 3,582
	15	Short Street		D	Yes	300	\$ 150	\$ 45	\$ 3,627
	16	Castle Lane		D	Yes	1200	\$ 150	\$ 180	\$ <b>3,807</b>

## Figure 2

### Recommended Crack Sealing/Filling Roadway Maintenance Schedule

Date: 1/5/2019

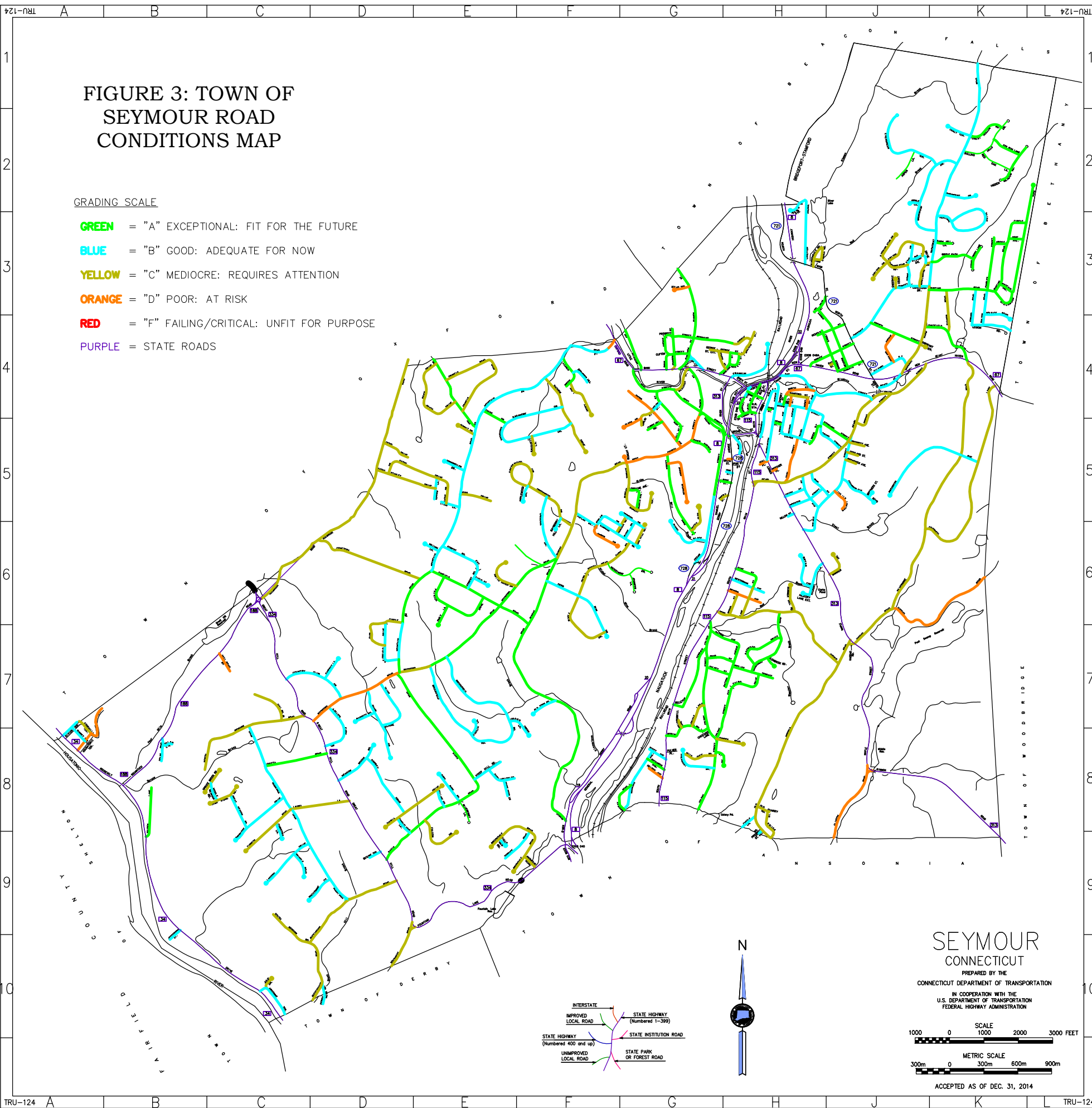
<b>Road Name</b>	<b>Start (address # or intersection)</b>	<b>End (address # or intersection)</b>	<b>Length (FT)</b>
Jennifer Lane	ALL	ALL	600
North Mead Farm Road	ALL	ALL	1600
Nickelmine Drive	ALL	ALL	1500
Mead Farm Drive	Deer Run Drive	North Mead Farm Road	700
Hine Street	ALL	ALL	650
Lane Street	Westerman Avenue	Hine Street	400
Mayfair Avenue	ALL	ALL	450
Argyle Road	ALL	ALL	1400
Anne Avenue	ALL	ALL	400
Bunting Road	Edward Road	END	2000
Birchwood Road	ALL	ALL	4100
Charles Street	ALL	ALL	1700
Mountain Road	Botsford Road	Route 67	6150
Colony Street	Chaden Road	Main Street	3600
Jay Lane	ALL	ALL	550
Robin Road	ALL	ALL	1200
Colony Street Ext.	ALL	ALL	1750
Falbo Drive	ALL	ALL	900
Wycliff Terrace	ALL	ALL	1250
Woodcrest Road	ALL	ALL	2200
Glenbrook Road	ALL	ALL	400
Oakwood Drive	ALL	ALL	1450
Patton Avenue	ALL	ALL	2250
Halsey Street	ALL	ALL	650
Omar Street	ALL	ALL	800



**FIGURE 3: TOWN OF SEYMOUR ROAD CONDITIONS MAP**

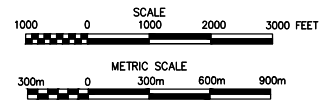
**GRADING SCALE**

- GREEN** = "A" EXCEPTIONAL: FIT FOR THE FUTURE
- BLUE** = "B" GOOD: ADEQUATE FOR NOW
- YELLOW** = "C" MEDIOCRE: REQUIRES ATTENTION
- ORANGE** = "D" POOR: AT RISK
- RED** = "F" FAILING/CRITICAL: UNFIT FOR PURPOSE
- PURPLE** = STATE ROADS



SEYMOUR  
CONNECTICUT

PREPARED BY THE  
CONNECTICUT DEPARTMENT OF TRANSPORTATION  
IN COOPERATION WITH THE  
U.S. DEPARTMENT OF TRANSPORTATION  
FEDERAL HIGHWAY ADMINISTRATION



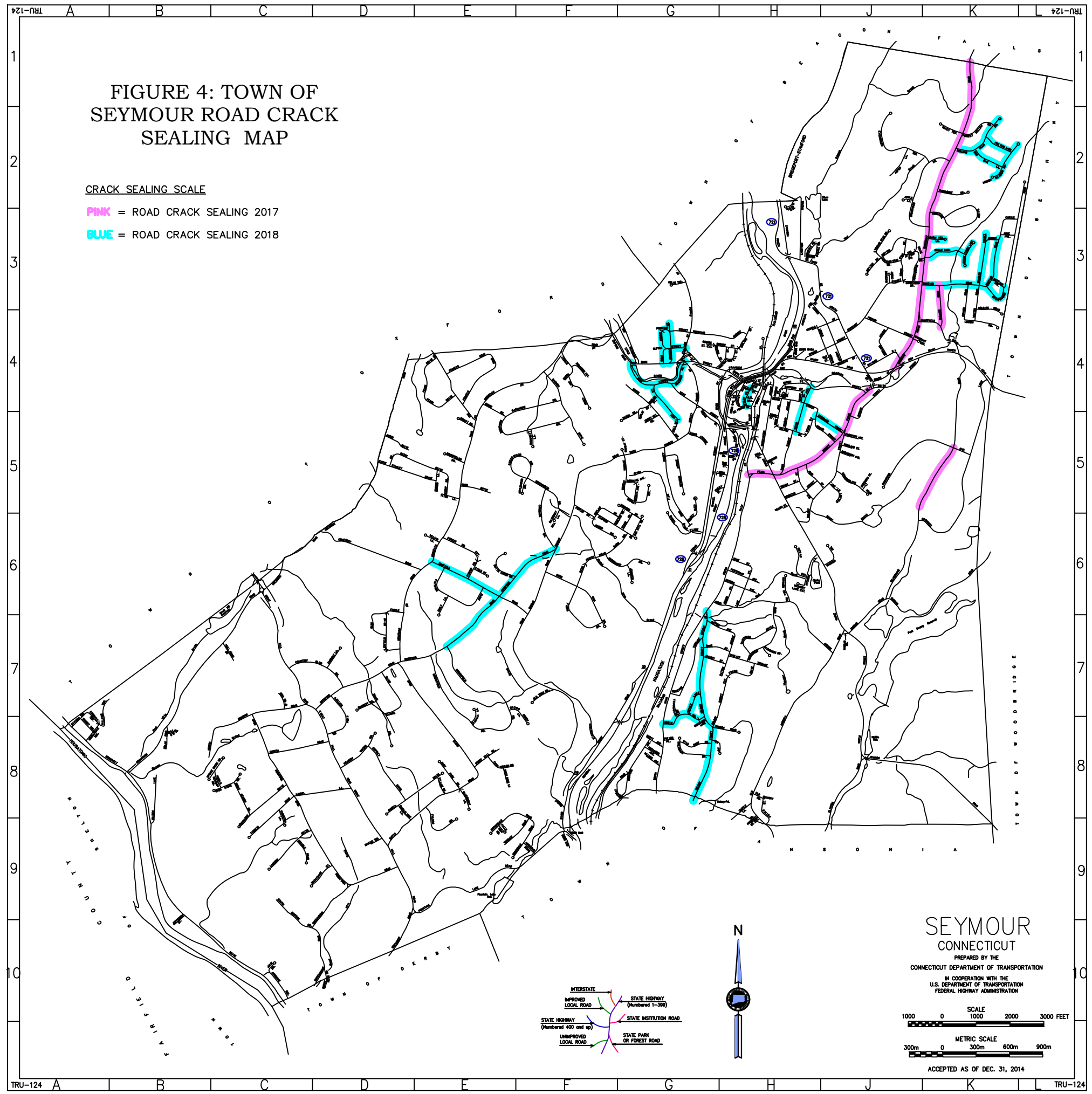
ACCEPTED AS OF DEC. 31, 2014

FIGURE 4: TOWN OF SEYMOUR ROAD CRACK SEALING MAP

CRACK SEALING SCALE

PINK = ROAD CRACK SEALING 2017

BLUE = ROAD CRACK SEALING 2018



INTERSTATE  
 IMPROVED LOCAL ROAD  
 STATE HIGHWAY (Numbered 1-356)  
 STATE HIGHWAY (Numbered 400 and up)  
 UNIMPROVED LOCAL ROAD  
 STATE INSTITUTION ROAD  
 STATE PARK OR FOREST ROAD



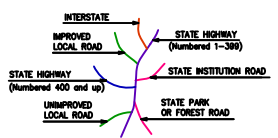
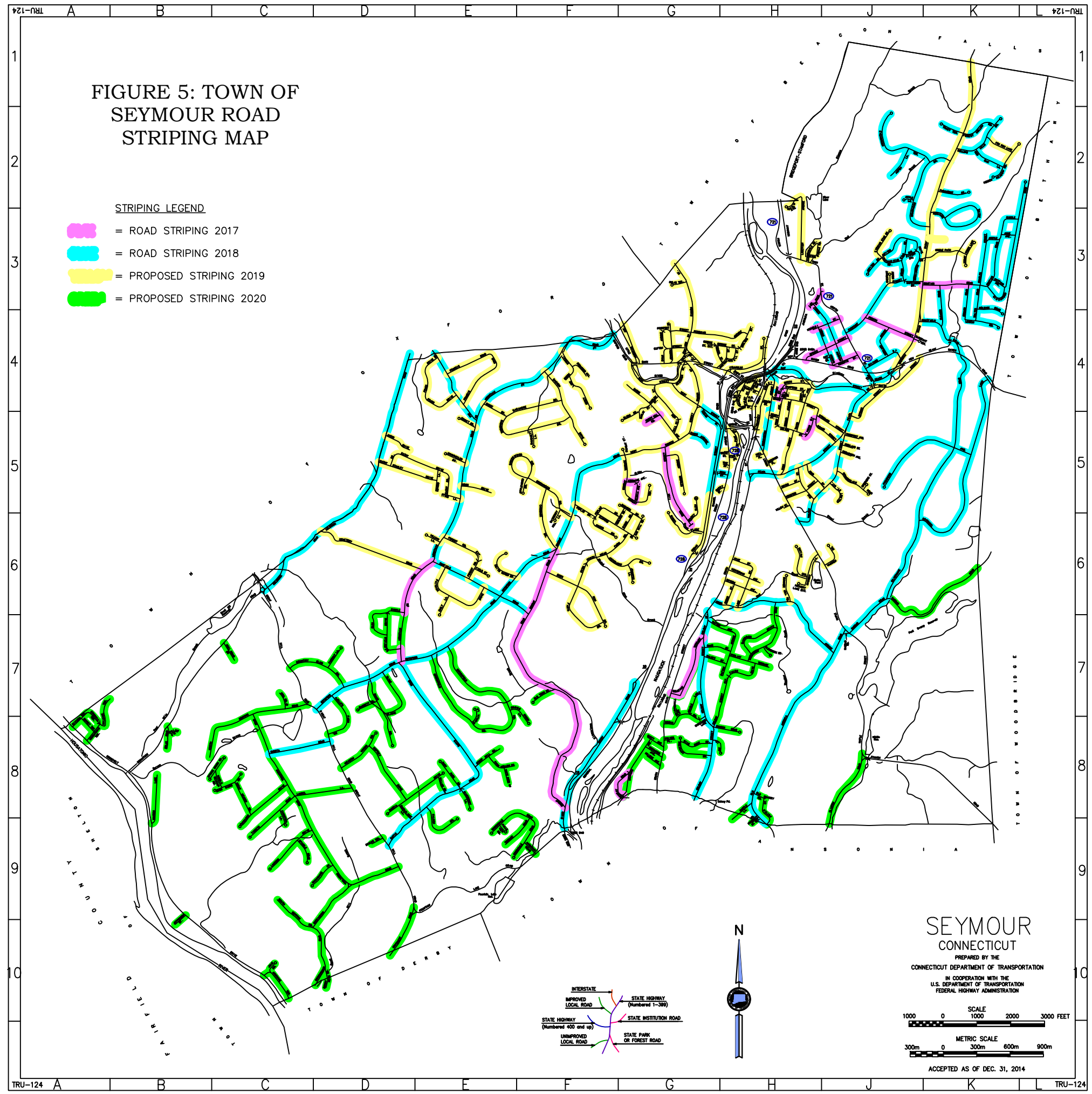
SEYMOUR  
 CONNECTICUT  
 PREPARED BY THE  
 CONNECTICUT DEPARTMENT OF TRANSPORTATION  
 IN COOPERATION WITH THE  
 U.S. DEPARTMENT OF TRANSPORTATION  
 FEDERAL HIGHWAY ADMINISTRATION

SCALE  
 1000 0 1000 2000 3000 FEET  
 METRIC SCALE  
 300m 0 300m 600m 900m

ACCEPTED AS OF DEC. 31, 2014

FIGURE 5: TOWN OF SEYMOUR ROAD STRIPING MAP

- STRIPING LEGEND
- █ = ROAD STRIPING 2017
  - █ = ROAD STRIPING 2018
  - █ = PROPOSED STRIPING 2019
  - █ = PROPOSED STRIPING 2020



SEYMOUR  
CONNECTICUT

PREPARED BY THE  
CONNECTICUT DEPARTMENT OF TRANSPORTATION

IN COOPERATION WITH THE  
U.S. DEPARTMENT OF TRANSPORTATION  
FEDERAL HIGHWAY ADMINISTRATION

SCALE  
1000 0 1000 2000 3000 FEET

METRIC SCALE  
300m 0 300m 600m 900m

ACCEPTED AS OF DEC. 31, 2014

TRU-124 A B C D E F G H J K L TRU-124

1 2 3 4 5 6 7 8 9 10

## APPENDIX A

Report Card Summary Table –Order by Grade

Report Card Summary Table – Alphabetical Order

**Seymour Roads**

Street Name	Inspection Date	Inspected By	Pavement Report Grade						Condition of Drainage	Length	Last Work Performed	Date Performed	Crack Sealing Performed	Striping Date	Notes
			Cracking	Patching and Potholes	Surface Deformation	Surface Defects	Misc. Distresses	Average Pavement Report Grade							
Anne Av	4/22/2016	MG	5	5	5	5	5	A	Good	400		2015		2018	Recently paved
Argyle Cir	4/22/2016	MG	5	5	5	5	5	A	Good	1400		2015		2018	Recently paved
Aspen Ln	5/18/2016	TS	4	5	5	5	4	A	Good	1000				2018	New road
Bank St	11/16/2018	TS	5	5	5	5	5	A	Mediocre	450	Mill	2018		2018	Mill to base, 4" repave
Barn Hill Ln	5/18/2016	TS	5	5	5	5	5	A	Good	550			2018		New road
Bellevue Ter	8/3/2017	FM	5	5	5	5	5	A	Good	2150	Reclaim	2017		2017	
Birchwood Rd	4/22/2016	MG	5	5	5	5	5	A	Good	4100		2015	2018	2018	Recently paved
Blueberry Ln	4/29/2016	MG	5	5	5	5	5	A	Good	670					New road
Botsford Rd - (west) Brookfield to Bungay	5/11/2016	TS	5	5	5	5	5	A	Mediocre	4900			2018		
Bridle Path Ln	5/18/2016	TS	5	5	5	5	5	A	Good	1275			2018		New road
Brook St	4/26/2016	TS	5	5	5	5	5	A	Poor	1200					Paved recently, needs proper curbing
Bungay Rd - Botsford to Derby Ave.	12/5/2017	BPN	5	5	5	5	5	A	Good	3860	Nov-18	2017/2018		2018	Milled and Repaved October 2017,
Bunting Rd - Edward to Argyle	5/18/2016	TS	5	5	5	5	5	A	Mediocre	1975			2018	2018	Newly paved, new CB's
Bunting Rd - Skokorat to Edward	8/3/2017	FM	5	5	5	5	5	A	Good	1320	Milled	2017	2018	2018	
Canfield Rd - Botsford to Bungay	11/16/2018	TS	5	5	5	5	5	A	Mediocre	1000	Milled	2018		2018	2" mill and repave
Canfield Rd - Mountain to Botsford	4/27/2016	TS	5	5	5	5	5	A	Good	2200			2018		Appears to be recently paved
Cedar St - West St to House 164	7/16/2018	BM	5	5	5	5	5	A	Good	2200	Milled	2018		2018	2" mill and repave summer 2018
Charles Rd	7/6/2016	TS	5	5	5	5	5	A	Good	1700		Jun-16	Jul-05		curbing
Chatfield Rd	7/16/2018	BM	5	5	5	5	5	A	Good	1800	Milled	2018		2018	2" mill and repave
Cherry St	8/3/2017	FM	5	5	5	5	5	A	Good	450	Reclaim	2017		2017	
Chickadee La	5/13/2016	TS	5	5	5	5	5	A	Good	250					Recently paved
Chucta Rd	7/16/2018	BM	5	5	5	5	5	A	Good	1790	Reclaim	2018		2018	Reclaim full depth, 4" repave
Church St	4/29/2016	TS	5	5	5	5	5	A	Good	1400		2015			Newly paved, new CB's & curb
Chuse Dr	4/26/2016	TS	5	5	5	5	5	A	Good	800					Minor transverse crack, paved recently
Clifton St	5/11/2016	TS	5	5	5	5	5	A	Good	550			2018		Newly Paved
Colony Rd - Chaden to Town Line	8/3/2017	FM	5	5	5	5	5	A	Good	2000	Milled	2017	2018	2017	
Colony Rd - Rte. 115 to Chaden	5/13/2016	TS	5	5	5	5	5	A	Good	3500			2018		Recently paved
Colony St Ext	5/13/2016	TS	5	5	5	5	5	A	Good	1750		2015		2018	Recently paved
Columbus St	11/16/2018	TS	5	5	5	5	5	A	Mediocre	275	Reclaim	2018		2018	Reclaim full depth, 4" repave
Curry Hill Rd	4/29/2016	TS	5	5	5	5	5	A	Good	480	Overlay	2017		2017	
Davis Rd - Gary Park to Botsford Rd	12/5/2017	TS	5	5	5	5	5	A	Good	4700		2017			Milled and Repaved October 2017,
Davis Rd - Gary Park to CT RTE 334	4/29/2016	MG	5	5	5	5	5	A	Good	2800		2015			
Deforest St	10/27/2016	TS	5	5	5	5	5	A	Good	620	Milled	Oct-16			
Emily La	4/27/2016	TS	5	5	5	5	5	A	Good	700					Newly Paved
Emma St	8/3/2017	FM	5	5	5	5	5	A	Good	2500	Reclaimed	2017		2017	
Falbo Dr	5/13/2016	TS	5	5	5	5	5	A	Good	900		2015			Recently paved
Farrell St	5/11/2016	TS	5	5	5	5	5	A	Good	500		2015			
First St	10/27/2016	TS	5	5	5	5	5	A	Good	550	Milled	Oct-16	Jul-05		
Forest Hollow Rd	5/18/2016	TS	5	5	5	5	5	A	Good	1050				2018	New road
Fox Dr	7/16/2018	BM	5	5	5	5	5	A	Good	2300	Milled	2018		2018	2" mill and repave. 400' off of mountain rd milled to base
Fox Run Ln	5/18/2016	TS	5	5	5	5	5	A	Good	880			2018		New road
French St	8/3/2017	FM	5	5	5	5	5	A	Good	1600	Reclaim	2017		2017	
Garden St	5/20/2016	TS	5	5	5	5	5	A	Poor	1250		2015			Newly paved, needs curbing and aprons
Glenbrook Dr	5/13/2016	TS	5	5	5	5	5	A	Good	400		2015			Recently paved
Gloria Ave	8/3/2017	FM	5	5	5	5	5	A	Good	540	Reclaim	2017		2017	
Halsey St	5/13/2016	TS	5	5	5	5	5	A	Good	650		2015			Recently paved
Henry St	5/18/2016	TS	5	5	5	5	5	A	Good	275		2015			New paving, new curb & CB
Hidden Meadow Rd	5/18/2016	TS	5	5	5	5	5	A	Good	1450			2018	2018	New road
Hill St	4/29/2016	TS	5	5	5	5	5	A	Good	400		2015			Recently paved
Hine St	7/6/2016	TS	5	5	5	5	5	A	Good	650		Jun-16			Reclaimed, Repaved, new CB tops 2015, new curbing
James St	7/6/2016	TS	5	5	5	5	5	A	N/A	200	Repaved	Jun-16			
Jay La	5/13/2016	TS	5	5	5	5	5	A	Good	550		2015			Recently paved
Jennifer Lane	1/7/2019	BN	4	5	5	5	5	A	Good	600					New road 2016
Johnson Ave	5/11/2016	TS	5	5	5	5	5	A	Good	1200		2015	2018		Newly paved, lower area of road not newly paved, "C"

Street Name	Inpection Date	Inspected By	Pavement Report Grade							Condition of Drainage	Length	Last Work Performed	Date Performed	Crack Sealing Performed	Striping Date Performed	Notes
			Cracking	Patching and Potholes	Surface Deformation	Surface Defects	Misc. Distresses	Average Pavement Report Grade								
Lane St - Hine to Westerman	7/6/2016	TS	5	5	5	5	5	5	A	N/A	320	Reclaim	Jun-16			Reclaimed, Repaved, new CB tops, new curbing
Lorraine Av	8/3/2017	FM	5	5	5	5	5	5	A	Good	330	Reclaim	2017		2017	
Maiden La	4/29/2016	MG	5	5	5	5	5	5	A	N/A	1625					Newly paved
Martha St	5/11/2016	TS	5	5	5	5	5	5	A	Good	700		2015			Newly paved
Mayfair Av	7/6/2016	TS	5	5	5	5	5	5	A	Good	450		Jun-16		Jul-05	Reclaimed, Repaved, new CB tops, new curbing
Meadow St	5/20/2016	TS	5	5	5	5	5	5	A	Mediocre	1900		2015		2018	Newly paved
Mountain Rd 1 - Botsford to Deerfield	12/5/2017	TS	5	5	5	5	5	5	A	Good	400	Mill/Pave	2017		2018	Milled and repaved October 2017
Mountain Rd 3 - Glen Circle to Canfield Rd	8/3/2017	FM	5	5	5	5	5	5	A	Good	1800	Milled	2017		2018	
New St	4/29/2016	TS	5	5	5	5	5	5	A	Good	1350		2015	2018		Newly paved
Nichols St	8/3/2017	FM	5	5	5	5	5	5	A	Good	800	Milled	2017		2017	
Nicklemine Dr	4/29/2016	TS	5	5	5	5	5	5	A	Good	1500					
North Main St	8/3/2017	FM	5	5	5	5	5	5	A	Good	300	Milled	2017		2017	
North Mead Farm Rd	4/29/2016	TS	5	5	5	5	5	5	A	Good	1600					
Oakwood Dr	5/13/2016	TS	5	5	5	5	5	5	A	Mediocre	1450		2015			Recently paved
Omar St	5/13/2016	TS	5	5	5	5	5	5	A	Mediocre	800		2015			Recently paved
Patrick Dr	4/27/2016	TS	5	5	5	5	5	5	A	Good	2400					Recently paved
Patton Av	5/13/2016	TS	5	5	5	5	5	5	A	Good	2250		2015			Recently paved, does end need to be finished??
Pershing Av - #24 West to Rimmon St	5/11/2016	TS	5	5	5	5	5	5	A	Poor	1200		2015			new paving, new aprons not installed,
Prospect St	5/11/2016	TS	5	5	5	5	5	5	A	Good	850			2018		Newly paved
Red Oak Ln	5/18/2016	TS	5	5	5	5	5	5	A	Good	950			2018		New road
Rennay Rd	9/28/2017	TS	5	5	5	5	5	5	A	Good	850	Milled	2017		2017	
Richards Av	5/13/2016	TS	5	5	5	5	5	5	A	Good	550					Recently paved
Rider Av	7/16/2018	BM	5	5	5	5	5	5	A	Good	600	Milled	2018		2018	Mill and repave summer 2018
Rimmon St	1/1/2019	BN	5	5	5	5	5	5	A	Good	3000					Complete Restoration 2018
Roberts St	9/28/2017	TS	5	5	5	5	5	5	A	Good	700	Milled	2017		2017	
Robin rd	5/13/2016	TS	5	5	5	5	5	5	A	Good	1200			2018		Recently paved
Rolling Hills Dr	5/18/2016	TS	4	5	5	5	5	5	A	Good	2750			2018	2018	Newer road
Rose St	7/16/2018	BM	5	5	5	5	5	5	A	Good	400	Mill	2018		2018	Mill to base, 4" repave
Spruce St	8/3/2017	FM	5	5	5	5	5	5	A	Good	1350	Milled	2017		2017	
Stoddard St	5/18/2016	TS	5	5	5	5	5	5	A	Good	950		2015	2018		Newly paved
Stony Creek Ln	5/18/2016	TS	5	5	5	5	5	5	A	Good	850			2018		New road
Swan Av	5/11/2016	TS	5	5	5	5	5	5	A	Good	950		2015	2018		Newly paved
Wakeley St - Exit Ramp to Deforest	10/27/2016	TS	5	5	5	5	5	5	A	Good	550	Mill	Oct-16			Mill and repave
West St - Church St to Derby Ave	7/16/2018	BM	5	5	5	5	5	5	A	Good	1000	Milled	2018			Mill and repave
West St - RTE 67 to Church St	4/29/2016	TS	5	5	5	5	5	5	A	Mediocre	2600			2018		Relatively new Paving
Wildcat Way	9/1/2018	BM	5	5	5	5	5	5	A	Good	1000	Reclaim	2018		2018	Reclaim and repave 4"
Wood St	8/3/2017	FM	5	5	5	5	5	5	A	Good	600	Overlay	2017		2017	
Woodcrest Rd	5/13/2016	TS	5	5	5	5	5	5	A	Mediocre	2200		2015			Recently paved
Woodside Av	11/16/2018	TS	5	5	5	5	5	5	A	Poor	1100	Mill	2018		2018	2" mill and repave
Wycliffe Ter	5/13/2016	TS	5	5	5	5	5	5	A	Mediocre	1250		2015			Recently paved, some erosion from lack
Ajellos Farms Rd	4/27/2016	TS	3	4	4	3	4	4	B	Good	1500					Typical wear and cracks
Apple La	4/25/2016	MG	4	4	4	4	4	4	B	Good	300				2018	
Applewood Dr	4/27/2016	TS	3	3	4	3	4	4	B	Mediocre	500					Typical wear
Argonne Ter	4/29/2016	MG	3	3	4	4	4	4	B	N/A	1175					
Bassett Rd	4/29/2016	MG	3	4	4	4	4	4	B	Mediocre	625					B,F Cracking.
Bayberry Hill La	4/27/2016	TS	3	4	4	4	4	4	B	Good	450					Typical wear
Beach St	5/18/2016	TS	4	4	4	4	4	4	B	Poor	675				2018	Potential need for curbing
Big Dipper Dr	4/25/2016	MG	4	4	4	4	4	4	B	Good	650					
Briarwood Dr	4/25/2016	MG	4	4	4	4	4	4	B	Good	3000				2018	Minor fatigue cracking. Catchbasins
Brookfield Rd	4/29/2016	MG	4	4	4	4	4	4	B	Good	7000					
Brothers Ct	4/26/2016	MG	4	4	4	4	4	4	B	Mediocre	250					see Chamberlain Rd Report Card
Bryan Cir	5/13/2016	TS	4	4	4	4	4	4	B	Mediocre	1150					
Candlelight La	4/29/2016	MG	4	4	4	4	4	4	B	Mediocre	530					CB too low
Capricorn Dr	4/25/2016	MG	4	4	4	4	4	4	B	Good	550				2018	

Street Name	Inspection Date	Inspected By	Pavement Report Grade						Condition of Drainage	Length	Last Work Performed	Date Performed	Crack Sealing Performed	Stripping Date Performed	Notes
			Cracking	Patching and Potholes	Surface Deformation	Surface Defects	Misc. Distresses	Average Pavement Report Grade							
Carriage Dr	4/27/2016	TS	4	4	4	4	4	B	Good	2000				Typical wear	
Castle La	5/13/2016	TS	4	3	4	4	4	B	Mediocre	375					
Cedar St - House 164 to RTE 8	4/29/2016	TS	4	3	4	4	4	B	N/A	2800				Typ wear, minor potholes	
Chamberlain Rd	4/26/2016	MG	4	4	4	4	4	B	Mediocre	1250					
Chestnut St	4/25/2016	MG	4	4	4	4	4	B	Good	2400			2018	Mediocre curbing at some points.	
Christina La	4/27/2016	MG	4	4	4	4	4	B	Good	480					
Country Club Dr	4/27/2016	TS	4	4	4	4	4	B	Good	2200					
Cross Creek La	4/29/2016	MG	3	3	4	4	4	B	Good	770					
Culver St	4/26/2016	MG	2	3	4	4	4	B	Poor	900				Edge-cracking, erosion, curbing needed	
Dahlia La	4/29/2016	MG	4	4	4	4	4	B	Good	450					
Day St	4/26/2016	MG	4	4	4	4	4	B	Poor	3000			2018	Minor crack and surf deformation	
Debarber Hill	4/26/2016	TS	4	4	4	2	3	B	N/A	900				narrow	
Deer Run Dr	4/29/2016	TS	3	4	4	3	4	B	Mediocre	2550					
Deerfield Dr	4/27/2016	TS	4	4	4	4	4	B	Mediocre	1500				typical wear	
Derby Neck Rd	4/27/2016	MG	4	4	4	4	4	B	Good	225					
Dogwood Dr	4/29/2016	TS	4	3	4	4	4	B	Good	850					
Dolan Cir	4/29/2016	MG	4	4	4	4	4	B	N/A	350					
Dolan Rd	4/29/2016	MG	4	4	4	4	4	B	Good	760					
Edward La	4/29/2016	TS	3	4	4	3	4	B	Mediocre	600					
Edward Rd	4/22/2016	MG	3	5	5	5	5	B	Good	1100				edge and block cracking, mostly	
Elaine Dr	4/29/2016	MG	4	4	4	4	4	B	Good	1300				Minor T cracking	
Elm St	4/26/2016	MG	3	3	4	4	4	B	Mediocre	1050				major ponding at Pearl	
Elmwood Dr	4/29/2016	TS	4	4	4	4	4	B	Mediocre	1400				adjust CB at end	
Evergreen Ter	4/25/2016	MG	4	4	4	4	4	B	Good	2700			2018		
Fairway La	4/27/2016	TS	3	4	4	4	4	B	Poor	750				CB's at cul-de-sac need new tops and to be reset	
Falls View Rd	4/29/2016	MG	4	4	4	4	4	B	Good	300					
Fawn Hollow Dr	4/29/2016	MG	4	4	4	4	4	B	Good	940					
Field St	4/27/2016	TS	3	4	4	4	4	B	Good	550					
First Ave	4/26/2016	MG	3	3	4	4	4	B	Poor	825				Narrow, Ponding, improper grading	
Forest Rd	4/27/2016	TS	3	4	4	4	4	B	Good	1900					
Franklin St	4/26/2016	MG	4	4	4	4	4	B	Mediocre	1800					
Gary Park Dr	4/29/2016	MG	3	3	4	4	4	B	Good	1000				Cracking. Very poor CB tops	
Grand St	5/18/2016	TS	4	4	4	3	4	B	Mediocre	2700	2015				
Grand St - Pearl to Wood	4/26/2016	MG	4	4	4	4	4	B	Good	1000				minor ponding near Pearl	
Great Meadow Rd	4/27/2016	MG	3	4	3	4	4	B	Good	1000				some heaving	
Heritage Dr	4/22/2016	MG	4	4	5	5	5	B	Mediocre	3100			2018	potholes on loop, Moderate block cracking, Lower some CB's	
Hickory La	5/13/2016	TS	4	4	4	4	4	B	Good	1550					
Hickory La Ext	5/13/2016	TS	4	4	4	4	4	B	Mediocre	250					
Humphrey St	4/26/2016	MG	4	4	3	4	4	B	Mediocre	1550					
Jefferson St	4/29/2016	MG	3	3	4	4	4	B	Mediocre	470				minor cracking and heaving	
Kaslow St	4/29/2016	TS	4	4	4	3	4	B	Good	300				New CBs	
Lakeview Av	4/25/2016	MG	4	4	4	4	4	B	Good	2400				Minor transverse and longitudinal	
Lantern Dr	4/27/2016	MG	4	4	4	4	4	B	Mediocre	1700				typical cracking	
Legion Rd	5/18/2016	TS	4	4	4	4	4	B	Mediocre	1150			2018	trans cracking	
Macconnie Ct	4/27/2016	MG	4	4	4	4	4	B	Good	870					
Manners Av	4/22/2016	BN	4	3	4	4	4	B	Mediocre	1900				CB's Poor	
Mannweiler Dr	4/26/2016	TS	3	4	3	4	4	B	N/A	700				various T,L,F crack throughout	
Meadow Woods Rd	4/29/2016	MG	4	4	4	4	4	B	Good	1500					
Middle Benham Rd	4/27/2016	MG	3	4	4	4	4	B	Mediocre	470					
Molsick Rd	4/22/2016	MG	3	4	5	4	4	B	Good	850			2018	patching good, polished aggregate, longitudinal and transverse cracking	
Mountain Rd 2 - Deerfield to Glen Circle	5/11/2016	TS	4	4	4	4	4	B	Good	1100					
Mountain Rd 4 - Canfield Rd to Titus Ln	1/1/2019	BPN	4	4	4	3	3	B	Mediocre	1750	Mill/Pave	2018	2018		
Mountain Rd 5 - Titus Ln to Brook St	5/11/2016	TS	4	4	4	4	4	B	Mediocre	6100	Mill/Pave	2018	2018		
North Prospect St Ext	5/13/2016	TS	4	4	4	4	4	B	Good	75					
North Star Dr	4/25/2016	MG	4	4	4	4	4	B	Good	1300					
Old Dr	4/26/2016	MG	4	3	4	4	4	B	Good	500					
Old Town Rd	4/29/2016	TS	3	4	4	3	4	B	Poor	1150				Edge breakup, Curbing needed	

Street Name	Inpection Date	Inspected By	Pavement Report Grade						Condition of Drainage	Length	Last Work Performed	Date Performed	Crack Sealing Performed	Striping Date Performed	Notes
			Cracking	Patching and Potholes	Surface Deformation	Surface Defects	Misc. Distresses	Average Pavement Report Grade							
Osprey Dr	4/29/2016	MG	4	4	4	4	4	B	Good	1900					
Paramount Dr	4/21/2016	MG	3	3	4	4	4	B	Good	900			2018	some fatigue cracking, moderate block cracking, minor potholes, large pothole at Skokorat, drains to bottom of Paramount to wooded area	
Partridge Dr	4/27/2016	MG	4	4	3	4	4	B	Good	1900					
Pheasant Dr	5/13/2016	TS	3	4	3	4	4	B	Mediocre	1050					
Pine St No 1	5/20/2016	TS	4	4	4	4	4	B	N/A	150					
Pond St	4/26/2016	MG	4	4	4	4	4	B	Poor	900				low CB's, intermittent curbing	
Poplar Dr	4/29/2016	TS	3	4	4	4	3	B	Mediocre	1600					
Progress Av	4/29/2016	MG	4	4	4	4	4	B	Mediocre	3300			2018	High CB's, minor lat and trans cracking, some deformation along edge of road	
Ridge Rd	4/29/2016	TS	4	4	4	3	4	B	Mediocre	520				some edge erosion	
Riviera Ter	4/29/2016	MG	4	4	4	4	4	B	Mediocre	675					
Sagamore Dr	4/26/2016	TS	4	4	4	5	5	B	Good	3800					
Scott Av	4/22/2016	BN	4	4	4	4	4	B	Good	500				Various cracking, no major problems	
Second Av	4/26/2016	MG	3	4	4	4	4	B	N/A	850				Narrow	
Shari Dr	4/29/2016	MG	3	4	4	4	4	B	Good	2250				Minor T cracking, minor	
Skokorat St - Capricorn to Tracy Terr	5/18/2016	TS	4	4	4	4	3	B	Good	4700		2016	2017	Mill & Repave Partial, Crack Sealant	
Skokorat St - Tracy Terr to Beacon Falls Line	5/18/2016	TS	4	4	4	4	4	B	Good	2050		2016	2017	Mill & Repave Partial, Crack Sealant	
Skyline Ter	4/29/2016	MG	4	4	4	4	4	B	Good	500					
Spindle Rd	4/27/2016	MG	4	4	4	4	4	B	Mediocre	750					
Steep Hill Rd	4/29/2016	MG	3	4	4	4	4	B	Good	1000				Cracking	
Sunset Ter	4/29/2016	MG	4	4	4	4	4	B	Mediocre	550					
Terrace Rd	4/29/2016	MG	4	3	4	4	4	B	Mediocre	1000				mediocre curbs	
Third Av	5/18/2016	TS	4	4	3	4	3	B	Poor	1350		2015	2018		
Titus La	4/26/2016	TS	4	5	4	4	5	B	Good	350				western half of road is overgrown and	
Tomlinson Rd	4/27/2016	MG	4	4	4	4	4	B	Good	5850					
Tracy Ter	4/22/2016	MG	3	4	4	4	4	B	Good	800				minor transverse cracking, some fatigue cracking	
Union St	4/26/2016	MG	4	4	4	4	4	B	Poor	600				conc sidewalks poor condition	
Village Dr	4/29/2016	MG	4	4	4	4	4	B	Good	480					
Vine St	5/18/2016	TS	4	4	4	3	4	B	N/A	200					
Wakeley St - Bank St to Exit Ramp	5/18/2016	TS	3	3	4	4	4	B	Mediocre	270					
Walnut St	4/26/2016	MG	3	3	4	4	4	B	Mediocre	3200				block and fatigue cracking	
Walter Rd	4/22/2016	MG	3	4	5	5	5	B	Good	1050			2018	Transverse and edge cracking	
Washington Av	4/26/2016	MG	4	4	4	4	4	B	Good	2500			2018		
Westerman Av	4/22/2016	BN	4	5	4	4	4	B	Good	1000					
White Deer Ln	4/29/2016	MG	4	4	4	4	4	B	Good	500					
William La	4/26/2016	TS	4	5	5	5	4	B	Good	1400				minor surface wear	
Willow St	4/26/2016	MG	4	3	4	4	4	B	Mediocre	220					
Wooster St	4/26/2016	MG	4	3	4	4	4	B	Poor	1100				heaving, bad patching	
Ansmour Rd	4/29/2016	MG	2	2	3	3	3	C	Good	250				CB too low	
Beecher St	4/29/2016	TS	3	3	3	3	3	C	Poor	800				Typ Wear, Need curbing	
Botsford Rd - Mountain to (west) Brookfield	5/11/2016	TS	3	2	3	3	3	C	Good	900				areas of poor patching	
Broadview Av	4/26/2016	MG	3	2	2	3	3	C	N/A	350				potholes, aprons deteriorated	
Brookdale Rd	4/29/2016	MG	3	2	3	3	3	C	Good	2000				patching	
Buckingham Rd	4/27/2016	MG	2	2	3	3	3	C	Good	5000				fatigue cracking	
Bungay Rd - Botsford to W. Church	4/29/2016	TS	3	3	3	2	3	C	Mediocre	4300			2018	CBs need to be reset	
Bungay Rd - Old Town Rd to Botsford	4/29/2016	TS	3	3	3	3	3	C	Mediocre	4900					



Street Name	Inpection Date	Inspected By	Pavement Report Grade						Condition of Drainage	Length	Last Work Performed	Date Performed	Crack Sealing Performed	Striping Date Performed	Notes
			Cracking	Patching and Potholes	Surface Deformation	Surface Defects	Misc. Distresses	Average Pavement Report Grade							
Bungay Ter	4/29/2016	TS	3	3	3	3	3	C	Mediocre	2400					From Gloria to east "A", cul-de-sac drainage issue no curb cut
Cemetery Rd	4/26/2016	TS	3	2	3	4	4	C	N/A	3400					western 1/4 steep, large pothole at top
Chaden Rd	5/13/2016	TS	4	3	3	3	3	C	Poor	850					curbing needed, erosion at road edge,
Chestnut Ct	4/25/2016	MG	3	2	4	4	3	C	Good	300					Bad potholes and patching. Major cracking near edge of road
Cogwheel La	4/29/2016	MG	3	3	3	3	3	C	Mediocre	5800				2018	Tran cracking. CBs too high
Dauria Dr	4/29/2016	MG	2	2	3	3	3	C	Good	2200					B,T cracking. Drainage patching, normal wear
Edge Hill Ter	4/29/2016	MG	3	3	3	3	3	C	Good	490					
Eleanor Rd	5/18/2016	TS	3	3	4	4	3	C	Mediocre	1150			2017	2018	
Emery St	5/20/2016	TS	3	2	3	3	3	C	Mediocre	175					
Evening Star Dr	4/25/2016	MG	4	2	4	4	3	C	Good	1700				2018	Bad patching cause deformations with possible heaving. Catchbasins are too low and in mediocre shape
Falcon Dr	5/3/2016	BN	3	4	4	3	2	C	Mediocre	1550					Major cracking and settlement around CBs, Crack Seal, CB low
Frances Dr	4/26/2016	TS	3	4	4	3	4	C	Good	3400					various T,L,F crack throughout
George St - East of Farrell	5/20/2016	TS	2	3	3	2	3	C	N/A	150		2015			
George St - West of Farrell	4/26/2016	MG	3	3	3	3	4	C	Good	600					mod. potholes
Gilyard St	4/25/2016	MG	3	3	3	3	3	C	Poor	1250				2018	curbing needed
Glen Cir	4/27/2016	TS	3	3	3	3	3	C	Mediocre	1800					typical wear, cracks, potholes
Greenwood Cir	4/27/2016	TS	3	3	3	3	4	C	Good	4300					
Haddad Rd - Rte. 313 to Silvermine Rd	5/13/2016	TS	4	4	4	4	4	C	N/A	1500					
Hemlock Rd	4/29/2016	TS	3	4	3	3	3	C	Mediocre	500					
High Ridge Rd	4/27/2016	MG	2	2	4	4	4	C	Mediocre	1500					heaving, potholes, patching
Highland St	4/26/2016	MG	3	2	3	3	3	C	Mediocre	350					
Holbrook Rd	5/20/2016	TS	3	3	4	3	3	C	N/A	8500				2018	poor patching
Hull Rd No 1	4/27/2016	MG	3	3	3	3	3	C	N/A	575					
Jacko Dr	4/26/2016	TS	3	3	3	3	3	C	Mediocre	1550					various T,L,F cracking throughout
Julie Dr	4/29/2016	MG	4	4	3	3	3	C	Mediocre	350					CB tops cracking from plows
Jupiter Dr	4/25/2016	MG	3	3	4	3	4	C	Good	2300				2018	poor patching with possible heaving in front of #20. Edge cracking and typ wear, new CBs placed, Curbing
Karlak St	4/29/2016	TS	3	3	3	3	3	C	Mediocre	870					heavy surf wear, various L,T,F cracking throughout, ponding area
Kathy Dr	4/26/2016	TS	3	4	4	3	4	C	Good	3100					areas needing curbing and CB's
Kozey La	4/26/2016	TS	3	4	3	4	4	C	Mediocre	1200					
Lane St - Westerman to Moss	5/13/2016	TS	3	4	4	3	3	C	Mediocre	950					
Laurel La	4/29/2016	MG	3	3	3	3	3	C	Mediocre	1650	Milles	Sep-16			Mill & Repave Partial
Mead Farm Dr	4/29/2016	TS	3	3	3	3	3	C	Mediocre	2900					
Morningstar dr	5/18/2016	TS	3	3	4	4	3	C	Poor	800				2018	
Moss Av	5/13/2016	TS	3	3	3	3	3	C	Mediocre	4400				2018	
Mountain Rd 6 - Brook St to Rte. 67	1/1/2019	BPN	3	4	3	4	3	C	Poor	1800	Mill/Pave	2018		2018	Additional Structures would be
North Benham Rd	4/27/2016	MG	3	3	2	3	3	C	Good	3600					major heaving
North St	4/25/2016	TS	3	3	3	3	3	C	Mediocre	450					edge cracking, erosion from lack of curb/CB
Oak Hill Rd	4/29/2016	TS	3	3	3	3	3	C	Mediocre	700					
Old Ansonia Rd	5/13/2016	TS	3	3	3	3	3	C	N/A	6600	M&P Sections	Oct-18		2018	areas that require attention, pothole repair, average pavement wear
Old Quarry Rd	5/13/2016	TS	3	3	3	3	3	C	Mediocre	350					
Oriole La	5/13/2016	TS	3	3	4	4	3	C	Mediocre	750			2018		
Peach Dr	4/26/2016	TS	2	4	3	3	4	C	Good	2400					various T,L,F crack throughout
Pearl St	4/26/2016	MG	3	3	3	4	4	C	Mediocre	4700	Mill/Pave	Sep-16	2017	2018	minor crack and pothole, some deformation
Pershing Av - #24 East to Shelton St	4/26/2016	MG	2	3	4	4	4	C	Good	500					Edge Cracking, Potholes
Potter Rd	5/13/2016	TS	3	3	3	3	3	C	Mediocre	800					
Prospect Av	5/18/2016	TS	3	3	2	2	2	C	Poor	475					
Ray St	5/20/2016	TS	3	4	3	3	3	C	N/A	150					
Rimmondale St	4/25/2016	MG	4	4	2	2	4	C	Good	1400					
Rocky Glen	4/29/2016	TS	3	3	3	3	3	C	Poor	1000					CBs needed, Curbing needed



Street Name	Inspection Date	Inspected By	Pavement Report Grade						Condition of Drainage	Length	Last Work Performed	Date Performed	Crack Sealing Performed	Striping Date Performed	Notes
			Cracking	Patching and Potholes	Surface Deformation	Surface Defects	Misc. Distresses	Average Pavement Report Grade							
New Haven Rd	Ct Rte 67														
Rimmon Rd	Ct Rte 313														
River St	Ct Rte 313														
Roosevelt Dr	Ct Rte 34														
South Main St	Ct Rte 115														
Squantuck Rd	Ct Rte 188														

Legend:  
A,5 = Exceptional  
B,4 = Good  
C,3 = Mediocre  
D,2 = Poor  
F,1 = Failing/Critical

Seymour Roads

Street Name	Inspection Date	Inspected By	Pavement Report Grade						Condition of Drainage	Length	Last Work Performed	Date Performed	Crack Sealing Performed	Stripping Date	Notes
			Cracking	Patching and Potholes	Surface Deformation	Surface Defects	Misc. Distresses	Average Pavement Report Grade							
Ajellos Farms Rd	4/27/2016	TS	3	4	4	3	4	B	Good	1500				Typical wear and cracks	
Amber Drive	4/29/2016	TS	3	2	2	2	3	D	Mediocre	1000				bad patching, CB grading needed	
Anne Av	4/22/2016	MG	5	5	5	5	5	A	Good	400		2015	2018	Recently paved	
Ansmour Rd	4/29/2016	MG	2	2	3	3	3	C	Good	250				CB too low	
Apple La	4/25/2016	MG	4	4	4	4	4	B	Good	300			2018		
Applewood Dr	4/27/2016	TS	3	3	4	3	4	B	Mediocre	500				Typical wear	
Argonne Ter	4/29/2016	MG	3	3	4	4	4	B	N/A	1175					
Argyle Cir	4/22/2016	MG	5	5	5	5	5	A	Good	1400		2015	2018	Recently paved	
Aspen Ln	5/18/2016	TS	4	5	5	5	4	A	Good	1000			2018	New road	
Bank St	11/16/2018	TS	5	5	5	5	5	A	Mediocre	450	Mill	2018	2018	Mill to base, 4" repave	
Barn Hill Ln	5/18/2016	TS	5	5	5	5	5	A	Good	550			2018	New road	
Bassett Rd	4/29/2016	MG	3	4	4	4	4	B	Mediocre	625				B,F Cracking.	
Bayberry Hill La	4/27/2016	TS	3	4	4	4	4	B	Good	450				Typical wear	
Beach St	5/18/2016	TS	4	4	4	4	4	B	Poor	675			2018	Potential need for curbing	
Beecher Pl	5/18/2016	TS	2	2	3	3	3	D	Mediocre	180					
Beecher St	4/29/2016	TS	3	3	3	3	3	C	Poor	800				Typ Wear, Need curbing	
Bellevue Ter	8/3/2017	FM	5	5	5	5	5	A	Good	2150	Reclaim	2017	2017		
Big Dipper Dr	4/25/2016	MG	4	4	4	4	4	B	Good	650					
Birch St	4/26/2016	MG	2	2	2	2	2	D	N/A	700				Narrow	
Birchwood Rd	4/22/2016	MG	5	5	5	5	5	A	Good	4100		2015	2018	2018	Recently paved
Bissell Pl	4/29/2016	TS	3	3	2	2	2	D	Good	1400			2017	Cracking and Edge breakup	
Blueberry Ln	4/29/2016	MG	5	5	5	5	5	A	Good	670				New road	
Botsford Rd - (west) Brookfield to Bungay	5/11/2016	TS	5	5	5	5	5	A	Mediocre	4900			2018		
Botsford Rd - Great Hill to Mountain/Davis	4/27/2016	TS	3	2	2	2	3	D	Mediocre	2900				bad pvmt at Great Hill	
Botsford Rd - Mountain to (west) Brookfield	5/11/2016	TS	3	2	3	3	3	C	Good	900				areas of poor patching	
Briarwood Dr	4/25/2016	MG	4	4	4	4	4	B	Good	3000			2018	Minor fatigue cracking. Catchbasins were a little high	
Bridle Path Ln	5/18/2016	TS	5	5	5	5	5	A	Good	1275			2018	New road	
Broadview Av	4/26/2016	MG	3	2	2	3	3	C	N/A	350				potholes, aprons deteriorated	
Brook St	4/26/2016	TS	5	5	5	5	5	A	Poor	1200				Paved recently, needs proper curbing	
Brookdale Rd	4/29/2016	MG	3	2	3	3	3	C	Good	2000				steep section. Fatigue cracking, bad patching	
Brookfield Rd	4/29/2016	MG	4	4	4	4	4	B	Good	7000					
Brothers Ct	4/26/2016	MG	4	4	4	4	4	B	Mediocre	250				see Chamberlain Rd Report Card	
Bryan Cir	5/13/2016	TS	4	4	4	4	4	B	Mediocre	1150					
Bryson Av	5/13/2016	TS	3	2	3	2	2	D	Mediocre	1050					
Buckingham Rd	4/27/2016	MG	2	2	3	3	3	C	Good	5000				fatigue cracking	
Bungay Ct	4/29/2016	TS	2	3	2	2	3	D	N/A	225				erosion on road edge due to no curbing	
Bungay Rd - Botsford to Derby Ave.	12/5/2017	BPN	5	5	5	5	5	A	Good	3860	Nov-18	2017/2018	2018	Milled and Repaved October 2017, replaced curbing and catch basin tops as needed. Repaired 2018, defective asphalt	
Bungay Rd - Botsford to W. Church	4/29/2016	TS	3	3	3	2	3	C	Mediocre	4300			2018	CBs need to be reset	
Bungay Rd - Old Town Rd to Botsford	4/29/2016	TS	3	3	3	3	3	C	Mediocre	4900					
Bungay Ter	4/29/2016	TS	3	3	3	3	3	C	Mediocre	2400				From Gloria to east "A", cul-de-sac drainage issue no curb cut	
Bunting Rd - Edward to Argyle	5/18/2016	TS	5	5	5	5	5	A	Mediocre	1975			2018	2018	Newly paved, new CB's
Bunting Rd - Skokorat to Edward	8/3/2017	FM	5	5	5	5	5	A	Good	1320	Milled	2017	2018	2018	
Candlelight La	4/29/2016	MG	4	4	4	4	4	B	Mediocre	530				CB too low	
Canfield Rd - Botsford to Bungay	11/16/2018	TS	5	5	5	5	5	A	Mediocre	1000	Milled	2018	2018	2" mill and repave	
Canfield Rd - Mountain to Botsford	4/27/2016	TS	5	5	5	5	5	A	Good	2200			2018	Appears to be recently paved	
Capricorn Dr	4/25/2016	MG	4	4	4	4	4	B	Good	550			2018		
Carriage Dr	4/27/2016	TS	4	4	4	4	4	B	Good	2000				Typical wear	
Castle La	5/13/2016	TS	4	3	4	4	4	B	Mediocre	375					
Castle St	4/29/2016	TS	2	2	2	2	2	D	Poor	1200				Needs overall work, Needs Drainage	
Cedar St - House 164 to RTE 8	4/29/2016	TS	4	3	4	4	4	B	N/A	2800				Typ wear, minor potholes	
Cedar St - West St to House 164	7/16/2018	BM	5	5	5	5	5	A	Good	2200	Milled	2018	2018	2" mill and repave summer 2018	

Street Name	Inpection Date	Inspected By	Pavement Report Grade						Condition of Drainage	Length	Last Work Performed	Date Performed	Crack Sealing Performed	Striping Date Performed	Notes
			Cracking	Patching and Potholes	Surface Deformation	Surface Defects	Misc. Distresses	Average Pavement Report Grade							
Cemetery Rd	4/26/2016	TS	3	2	3	4	4	C	N/A	3400					western 1/4 steep, large pothole at top of hill
Chaden Rd	5/13/2016	TS	4	3	3	3	3	C	Poor	850					curbing needed, erosion at road edge,
Chamberlain Rd	4/26/2016	MG	4	4	4	4	4	B	Mediocre	1250					water not getting to CB properly
Charles Rd	7/6/2016	TS	5	5	5	5	5	A	Good	1700		Jun-16	Jul-05		Reclaimed, Repaved, new CB tops, new curbing
Chatfield Rd	7/16/2018	BM	5	5	5	5	5	A	Good	1800	Milled	2018		2018	2" mill and repave
Cherry St	8/3/2017	FM	5	5	5	5	5	A	Good	450	Reclaim	2017		2017	
Chestnut Ct	4/25/2016	MG	3	2	4	4	3	C	Good	300					Bad potholes and patching. Major cracking near edge of road
Chestnut St	4/25/2016	MG	4	4	4	4	4	B	Good	2400				2018	Mediocre curbing at some points. Mostly no curbing
Chickadee La	5/13/2016	TS	5	5	5	5	5	A	Good	250					Recently paved
Christina La	4/27/2016	MG	4	4	4	4	4	B	Good	480					
Chucta Rd	7/16/2018	BM	5	5	5	5	5	A	Good	1790	Reclaim	2018		2018	Reclaim full depth, 4" repave
Church St	4/29/2016	TS	5	5	5	5	5	A	Good	1400		2015			Newly paved, new CB's & curb
Chuse Dr	4/26/2016	TS	5	5	5	5	5	A	Good	800					Minor transverse crack, paved recently
Clifton St	5/11/2016	TS	5	5	5	5	5	A	Good	550			2018		Newly Paved
Clinton Rd	5/13/2016	TS	3	3	3	3	3	D	Good	2100					various cracking
Cogwheel La	4/29/2016	MG	3	3	3	3	3	C	Mediocre	5800				2018	Tran cracking. CBs too high
Colony Rd - Chaden to Town Line	8/3/2017	FM	5	5	5	5	5	A	Good	2000	Milled	2017	2018	2017	
Colony Rd - Rte. 115 to Chaden	5/13/2016	TS	5	5	5	5	5	A	Good	3500					Recently paved
Colony St Ext	5/13/2016	TS	5	5	5	5	5	A	Good	1750		2015		2018	Recently paved
Columbus St	11/16/2018	TS	5	5	5	5	5	A	Mediocre	275	Reclaim	2018		2018	Reclaim full depth, 4" repave
Country Club Dr	4/27/2016	TS	4	4	4	4	4	B	Good	2200					
Cross Creek La	4/29/2016	MG	3	3	4	4	4	B	Good	770					
Culver St	4/26/2016	MG	2	3	4	4	4	B	Poor	900					Edge-cracking, erosion, curbing needed
Curry Hill Rd	4/29/2016	TS	5	5	5	5	5	A	Good	480	Overlay	2017		2017	
Dahlia La	4/29/2016	MG	4	4	4	4	4	B	Good	450					
Dauria Dr	4/29/2016	MG	2	2	3	3	3	C	Good	2200					B,T cracking. Drainage patching, normal wear
Davis Rd - Gary Park to Botsford Rd	12/5/2017	TS	5	5	5	5	5	A	Good	4700		2017			Milled and Repaved October 2017, replaced curbing and catch basin tops as needed.
Davis Rd - Gary Park to CT RTE 334	4/29/2016	MG	5	5	5	5	5	A	Good	2800		2015			
Day St	4/26/2016	MG	4	4	4	4	4	B	Poor	3000				2018	Minor crack and surf deformation
Debarber Hill	4/26/2016	TS	4	4	4	2	3	B	N/A	900					narrow
Deer Run Dr	4/29/2016	TS	3	4	4	3	4	B	Mediocre	2550					
Deerfield Dr	4/27/2016	TS	4	4	4	4	4	B	Mediocre	1500					typical wear
Deforest St	10/27/2016	TS	5	5	5	5	5	A	Good	620	Milled	Oct-16			
Derby Neck Rd	4/27/2016	MG	4	4	4	4	4	B	Good	225					
Dewolf St	5/18/2016	TS	2	2	2	2	2	D	N/A	290					
Dogwood Dr	4/29/2016	TS	4	3	4	4	4	B	Good	850					
Dolan Cir	4/29/2016	MG	4	4	4	4	4	B	N/A	350					
Dolan Rd	4/29/2016	MG	4	4	4	4	4	B	Good	760					
Edge Hill Ter	4/29/2016	MG	3	3	3	3	3	C	Good	490					
Edward La	4/29/2016	TS	3	4	4	3	4	B	Mediocre	600					
Edward Rd	4/22/2016	MG	3	5	5	5	5	B	Good	1100					edge and block cracking, mostly longitudinal cracking
Elaine Dr	4/29/2016	MG	4	4	4	4	4	B	Good	1300					Minor T cracking
Eleanor Rd	5/18/2016	TS	3	3	4	4	3	C	Mediocre	1150			2017	2018	
Elm St	4/26/2016	MG	3	3	4	4	4	B	Mediocre	1050					major ponding at Pearl
Elmwood Dr	4/29/2016	TS	4	4	4	4	4	B	Mediocre	1400					adjust CB at end
Emery St	5/20/2016	TS	3	2	3	3	3	C	Mediocre	175					
Emily La	4/27/2016	TS	5	5	5	5	5	A	Good	700					Newly Paved
Emma St	8/3/2017	FM	5	5	5	5	5	A	Good	2500	Reclaimed	2017		2017	
Evening Star Dr	4/25/2016	MG	4	2	4	4	3	C	Good	1700				2018	Bad patching cause deformations with

Street Name	Inspection Date	Inspected By	Pavement Report Grade						Condition of Drainage	Length	Last Work Performed	Date Performed	Crack Sealing Performed	Striping Date Performed	Notes
			Cracking	Patching and Potholes	Surface Deformation	Surface Defects	Misc. Distresses	Average Pavement Report Grade							
Evergreen Ter	4/25/2016	MG	4	4	4	4	4	B	Good	2700			2018		
Fairway La	4/27/2016	TS	3	4	4	4	4	B	Poor	750				CB's at cul-de-sac need new tops and to be reset	
Falbo Dr	5/13/2016	TS	5	5	5	5	5	A	Good	900		2015		Recently paved	
Falcon Dr	5/3/2016	BN	3	4	4	3	2	C	Mediocre	1550				Major cracking and settlement around CBs, Crack Seal, CB low	
Falls View Rd	4/29/2016	MG	4	4	4	4	4	B	Good	300					
Farrell St	5/11/2016	TS	5	5	5	5	5	A	Good	500		2015			
Fawn Hollow Dr	4/29/2016	MG	4	4	4	4	4	B	Good	940					
Field St	4/27/2016	TS	3	4	4	4	4	B	Good	550					
First Ave	4/26/2016	MG	3	3	4	4	4	B	Poor	825				Narrow, Ponding, improper grading	
First St	10/27/2016	TS	5	5	5	5	5	A	Good	550	Milled	Oct-16	Jul-05		
Forest Hollow Rd	5/18/2016	TS	5	5	5	5	5	A	Good	1050				2018 New road	
Forest Rd	4/27/2016	TS	3	4	4	4	4	B	Good	1900					
Fox Dr	7/16/2018	BM	5	5	5	5	5	A	Good	2300	Milled	2018		2018 2" mill and repave. 400' off of mountain	
Fox Run Ln	5/18/2016	TS	5	5	5	5	5	A	Good	880			2018	New road	
Frances Dr	4/26/2016	TS	3	4	4	3	4	C	Good	3400				various T,L,F crack throughout	
Franklin St	4/26/2016	MG	4	4	4	4	4	B	Mediocre	1800					
French St	8/3/2017	FM	5	5	5	5	5	A	Good	1600	Reclaim	2017		2017	
Garden St	5/20/2016	TS	5	5	5	5	5	A	Poor	1250		2015		Newly paved, needs curbing and aprons	
Gary Park Dr	4/29/2016	MG	3	3	4	4	4	B	Good	1000				Cracking. Very poor CB tops	
George St - East of Farrell	5/20/2016	TS	2	3	3	2	3	C	N/A	150		2015			
George St - West of Farrell	4/26/2016	MG	3	3	3	3	4	C	Good	600				mod. potholes	
Gilyard St	4/25/2016	MG	3	3	3	3	3	C	Poor	1250				2018 curbing needed	
Glen Cir	4/27/2016	TS	3	3	3	3	3	C	Mediocre	1800				typical wear, cracks, potholes	
Glenbrook Dr	5/13/2016	TS	5	5	5	5	5	A	Good	400		2015		Recently paved	
Gloria Ave	8/3/2017	FM	5	5	5	5	5	A	Good	540	Reclaim	2017		2017	
Grand St	5/18/2016	TS	4	4	4	3	4	B	Mediocre	2700		2015			
Grand St - Pearl to Wood	4/26/2016	MG	4	4	4	4	4	B	Good	1000				minor ponding near Pearl	
Great Meadow Rd	4/27/2016	MG	3	4	3	4	4	B	Good	1000				some heaving	
Greenwood Cir	4/27/2016	TS	3	3	3	3	4	C	Good	4300					
Grove St	5/18/2016	TS	2	2	2	2	2	D	N/A	100					
Haddad Rd - East of Silvermine Rd	4/29/2016	MG	3	2	2	2	3	D	N/A	3500				2018 Heaving and Surface Deformation	
Haddad Rd - Rte. 313 to Silvermine Rd	5/13/2016	TS	4	4	4	4	4	C	N/A	1500					
Halsey St	5/13/2016	TS	5	5	5	5	5	A	Good	650		2015		Recently paved	
Hemlock Rd	4/29/2016	TS	3	4	3	3	3	C	Mediocre	500					
Henry St	5/18/2016	TS	5	5	5	5	5	A	Good	275		2015		New paving, new curb & CB	
Heritage Dr	4/22/2016	MG	4	4	5	5	5	B	Mediocre	3100				2018 potholes on loop, Moderate block	
Hickory La	5/13/2016	TS	4	4	4	4	4	B	Good	1550					
Hickory La Ext	5/13/2016	TS	4	4	4	4	4	B	Mediocre	250					
Hidden Meadow Rd	5/18/2016	TS	5	5	5	5	5	A	Good	1450		2018	2018	New road	
High Ridge Rd	4/27/2016	MG	2	2	4	4	4	C	Mediocre	1500				heaving, potholes, patching	
High St	4/26/2016	MG	2	2	3	3	3	D	Mediocre	1400				edge cracking, bad patching	
Highland Av	4/25/2016	MG	2	2	3	3	3	D	Good	1000				2018 large cracking, large potholes and	
Highland St	4/26/2016	MG	3	2	3	3	3	C	Mediocre	350					
Hill St	4/29/2016	TS	5	5	5	5	5	A	Good	400		2015		Recently paved	
Hillside Av	5/13/2016	TS	2	2	3	2	2	D	Poor	550				general bad condition, need grading	
Hillside Ter	4/29/2016	MG	2	2	2	2	2	D	N/A	925				Major cracking, narrow	
Hine St	7/6/2016	TS	5	5	5	5	5	A	Good	650		Jun-16		Reclaimed, Repaved, new CB tops 2015, new curbing	
Holbrook Rd	5/20/2016	TS	3	3	4	3	3	C	N/A	8500				2018 poor patching	
Housatonic Ter	4/29/2016	MG	2	2	2	3	3	D	Mediocre	575				major cracking, heaving	
Hull Pl	5/18/2016	TS	3	2	2	2	3	D	Poor	225				replace curb & aprons	
Hull Rd No 1	4/27/2016	MG	3	3	3	3	3	C	N/A	575					
Hull Rd No 2	4/27/2016	MG	2	2	2	2	2	D	Good	550					
Humphrey St	4/26/2016	MG	4	4	3	4	4	B	Mediocre	1550					

Street Name	Inspection Date	Inspected By	Pavement Report Grade						Condition of Drainage	Length	Last Work Performed	Date Performed	Crack Sealing Performed	Striping Date Performed	Notes
			Cracking	Patching and Potholes	Surface Deformation	Surface Defects	Misc. Distresses	Average Pavement Report Grade							
Jacko Dr	4/26/2016	TS	3	3	3	3	3	C	Mediocre	1550				various T,L,F cracking throughout	
James St	7/6/2016	TS	5	5	5	5	5	A	N/A	200	Repaved	Jun-16			
Jay La	5/13/2016	TS	5	5	5	5	5	A	Good	550		2015		Recently paved	
Jefferson St	4/29/2016	MG	3	3	4	4	4	B	Mediocre	470				minor cracking and heaving	
Jennifer Lane	1/7/2019	BN	4	5	5	5	5	A	Good	600				New road 2016	
Johnson Ave	5/11/2016	TS	5	5	5	5	5	A	Good	1200		2015	2018	Newly paved, lower area of road not	
Julie Dr	4/29/2016	MG	4	4	3	3	3	C	Mediocre	350				CB tops cracking from plows	
Jupiter Dr	4/25/2016	MG	3	3	4	3	4	C	Good	2300			2018	Poor patch with possible heaving in front of #30. Edge cracking and breaking off where there is no curb/heaving	
Karlak St	4/29/2016	TS	3	3	3	3	3	C	Mediocre	870				typ wear, new CBs placed, Curbing	
Kaslow St	4/29/2016	TS	4	4	4	3	4	B	Good	300				New CBs	
Kathy Dr	4/26/2016	TS	3	4	4	3	4	C	Good	3100				heavy surf wear, various L,T,F cracking throughout, ponding area	
Knorr Ave	4/29/2016	TS	2	3	2	2	2	D	Mediocre	2200				Typ "D" in cul-de-sac, C elsewhere,	
Kozey La	4/26/2016	TS	3	4	3	4	4	C	Mediocre	1200				areas needing curbing and CB's	
Kulas Ter	4/26/2016	MG	2	2	2	2	2	D	Mediocre	450				edge-cracking, edge-rutting	
Lakeview Av	4/25/2016	MG	4	4	4	4	4	B	Good	2400				Minor transverse and longitudinal	
Lane St - Hine to Westerman	7/6/2016	TS	5	5	5	5	5	A	N/A	320	Reclaim	Jun-16		Reclaimed, Repaved, new CB tops, new curbing	
Lane St - Westerman to Moss	5/13/2016	TS	3	4	4	3	3	C	Mediocre	950					
Lantern Dr	4/27/2016	MG	4	4	4	4	4	B	Mediocre	1700				typical cracking	
Laurel La	4/29/2016	MG	3	3	3	3	3	C	Mediocre	1650	Milles	Sep-16		Mill & Repave Partial	
Legion Rd	5/18/2016	TS	4	4	4	4	4	B	Mediocre	1150			2018	trans cracking	
Lorraine Av	8/3/2017	FM	5	5	5	5	5	A	Good	330	Reclaim	2017	2017		
Macconnie Ct	4/27/2016	MG	4	4	4	4	4	B	Good	870					
Maiden La	4/29/2016	MG	5	5	5	5	5	A	N/A	1625				Newly paved	
Manners Av	4/22/2016	BN	4	3	4	4	4	B	Mediocre	1900				CB's Poor	
Mannweiler Dr	4/26/2016	TS	3	4	3	4	4	B	N/A	700				various T,L,F crack throughout	
Martha St	5/11/2016	TS	5	5	5	5	5	A	Good	700		2015		Newly paved	
Mayfair Av	7/6/2016	TS	5	5	5	5	5	A	Good	450		Jun-16	Jul-05	curbing	
Mead Farm Dr	4/29/2016	TS	3	3	3	3	3	C	Mediocre	2900					
Meadow St	5/20/2016	TS	5	5	5	5	5	A	Mediocre	1900		2015	2018	Newly paved	
Meadow Woods Rd	4/29/2016	MG	4	4	4	4	4	B	Good	1500					
Middle Benham Rd	4/27/2016	MG	3	4	4	4	4	B	Mediocre	470					
Molsick Rd	4/22/2016	MG	3	4	5	4	4	B	Good	850			2018	patching good, Polished aggregate, Longitudinal and transverse cracking	
Morningstar dr	5/18/2016	TS	3	3	4	4	3	C	Poor	800			2018		
Moss Av	5/13/2016	TS	3	3	3	3	3	C	Mediocre	4400			2018		
Mountain Rd 1 - Botsford to Deerfield	12/5/2017	TS	5	5	5	5	5	A	Good	400	Mill/Pave	2017	2018	Milled and repaved October 2017	
Mountain Rd 2 - Deerfield to Glen Circle	5/11/2016	TS	4	4	4	4	4	B	Good	1100					
Mountain Rd 3 - Glen Circle to Canfield Rd	8/3/2017	FM	5	5	5	5	5	A	Good	1800	Milled	2017	2018		
Mountain Rd 4 - Canfield Rd to Titus Ln	1/1/2019	BPN	4	4	4	3	3	B	Mediocre	1750	Mill/Pave	2018	2018		
Mountain Rd 5 - Titus Ln to Brook St	5/11/2016	TS	4	4	4	4	4	B	Mediocre	6100	Mill/Pave	2018	2018		
Mountain Rd 6 - Brook St to Rte. 67	1/1/2019	BPN	3	4	3	4	3	C	Poor	1800	Mill/Pave	2018	2018	Additional Structures would be beneficial	
New St	4/29/2016	TS	5	5	5	5	5	A	Good	1350		2015	2018	Newly paved	
Nichols St	8/3/2017	FM	5	5	5	5	5	A	Good	800	Milled	2017	2017		
Nicklemine Dr	4/29/2016	TS	5	5	5	5	5	A	Good	1500					
North Benham Rd	4/27/2016	MG	3	3	2	3	3	C	Good	3600				major heaving	
North Main St	8/3/2017	FM	5	5	5	5	5	A	Good	300	Milled	2017	2017		
North Mead Farm Rd	4/29/2016	TS	5	5	5	5	5	A	Good	1600					
North Prospect St Ext	5/13/2016	TS	4	4	4	4	4	B	Good	75					
North St	4/25/2016	TS	3	3	3	3	3	C	Mediocre	450				edge cracking, erosion from lack of	
North Star Dr	4/25/2016	MG	4	4	4	4	4	B	Good	1300					
Oak Hill Rd	4/29/2016	TS	3	3	3	3	3	C	Mediocre	700					
Oakwood Dr	5/13/2016	TS	5	5	5	5	5	A	Mediocre	1450		2015		Recently paved	

Street Name	Inspection Date	Inspected By	Pavement Report Grade						Condition of Drainage	Length	Last Work Performed	Date Performed	Crack Sealing Performed	Striping Date Performed	Notes
			Cracking	Patching and Potholes	Surface Deformation	Surface Defects	Misc. Distresses	Average Pavement Report Grade							
Old Ansonia Rd	5/13/2016	TS	3	3	3	3	3	C	N/A	6600	M&P Sections	Oct-18		2018	areas that require attention, pothole
Old Dr	4/26/2016	MG	4	3	4	4	4	B	Good	500					
Old Quarry Rd	5/13/2016	TS	3	3	3	3	3	C	Mediocre	350					
Old Town Rd	4/29/2016	TS	3	4	4	3	4	B	Poor	1150					Edge breakup, Curbing needed
Olson Dr	4/29/2016	TS	2	2	2	2	2	D	Poor	550					curbing and CBs needed
Omar St	5/13/2016	TS	5	5	5	5	5	A	Mediocre	800		2015			Recently paved
Oriole La	5/13/2016	TS	3	3	4	4	3	C	Mediocre	750			2018		
Osprey Dr	4/29/2016	MG	4	4	4	4	4	B	Good	1900					
Paramount Dr	4/21/2016	MG	3	3	4	4	4	B	Good	900				2018	some ravine cracking, moderate block cracking, minor potholes, large potholes
Partridge Dr	4/27/2016	MG	4	4	3	4	4	B	Good	1900					
Patrick Dr	4/27/2016	TS	5	5	5	5	5	A	Good	2400					Recently paved
Patton Av	5/13/2016	TS	5	5	5	5	5	A	Good	2250		2015			Recently paved, does end need to be finished??
Peach Dr	4/26/2016	TS	2	4	3	3	4	C	Good	2400					various T,L,F crack throughout
Pearl St	4/26/2016	MG	3	3	3	4	4	C	Mediocre	4700	Mill/Pave	Sep-16	2017	2018	minor crack and pothole, some
Pershing Av - #24 East to Shelton St	4/26/2016	MG	2	3	4	4	4	C	Good	500					Edge Cracking, Potholes
Pershing Av - #24 West to Rimmon St	5/11/2016	TS	5	5	5	5	5	A	Poor	1200		2015			new paving, new aprons not installed, curbing crumbling or non-existent
Pheasant Dr	5/13/2016	TS	3	4	3	4	4	B	Mediocre	1050					
Pine St No 1	5/20/2016	TS	4	4	4	4	4	B	N/A	150					
Pond St	4/26/2016	MG	4	4	4	4	4	B	Poor	900					low CB's, intermittent curbing
Poplar Dr	4/29/2016	TS	3	4	4	4	3	B	Mediocre	1600					
Potter Rd	5/13/2016	TS	3	3	3	3	3	C	Mediocre	800					
Progress Av	4/29/2016	MG	4	4	4	4	4	B	Mediocre	3300				2018	High CBs, minor lat and trans cracking,
Prospect Av	5/18/2016	TS	3	3	2	2	2	C	Poor	475					
Prospect St	5/11/2016	TS	5	5	5	5	5	A	Good	850			2018		Newly paved
Ray St	5/20/2016	TS	3	4	3	3	3	C	N/A	150					
Red Oak Ln	5/18/2016	TS	5	5	5	5	5	A	Good	950			2018		New road
Rennay Rd	9/28/2017	TS	5	5	5	5	5	A	Good	850	Milled	2017		2017	
Richards Av	5/13/2016	TS	5	5	5	5	5	A	Good	550					Recently paved
Rider Av	7/16/2018	BM	5	5	5	5	5	A	Good	600	Milled	2018		2018	Mill and repave summer 2018
Ridge Rd	4/29/2016	TS	4	4	4	3	4	B	Mediocre	520					some edge erosion
Rimmon St	1/1/2019	BN	5	5	5	5	5	A	Good	3000					Complete Restoration 2018
Rimmondale St	4/25/2016	MG	4	4	2	2	4	C	Good	1400					
Riviera Ter	4/29/2016	MG	4	4	4	4	4	B	Mediocre	675					
Roberts St	9/28/2017	TS	5	5	5	5	5	A	Good	700	Milled	2017		2017	
Robin rd	5/13/2016	TS	5	5	5	5	5	A	Good	1200			2018		Recently paved
Rocky Glen	4/29/2016	TS	3	3	3	3	3	C	Poor	1000					CBs needed, Curbing needed
Rolling Hills Dr	5/18/2016	TS	4	5	5	5	5	A	Good	2750			2018	2018	Newer road
Rose St	7/16/2018	BM	5	5	5	5	5	A	Good	400	Mill	2018		2018	Mill to base, 4" repave
Rosko St	4/26/2016	MG	3	3	4	4	4	C	Mediocre	700					edge-cracking, needs drainage work
Ross Dr	4/26/2016	TS	3	3	4	3	4	C	Mediocre	900					gated approx halfway for high school
Sachem Dr	4/26/2016	TS	3	5	3	3	4	C	Good	2500					moderate crack throughout
Sagamore Dr	4/26/2016	TS	4	4	4	5	5	B	Good	3800					
Sanford St	5/18/2016	TS	3	3	3	3	3	C	Poor	630					
Sargeant Ter	4/25/2016	MG	3	4	4	4	4	C	N/A	250					Block Cracking near turnaround area. Cracks near edge of road
Sauquett La	4/26/2016	TS	3	3	2	3	3	C	Mediocre	550					various minor cracks and patches
School St	4/26/2016	MG	2	3	4	4	4	C	Poor	550					Edge Cracking, potholes
Scott Av	4/22/2016	BN	4	4	4	4	4	B	Good	500					Various cracking, no major problems
Second Av	4/26/2016	MG	3	4	4	4	4	B	N/A	850					Narrow
Seymour Av	4/29/2016	TS	2	3	2	2	2	D	Poor	1500					Overall Severe Distress, needs Drainage Work





Street Name	Inspection Date	Inspected By	Pavement Report Grade						Condition of Drainage	Length	Last Work Performed	Date Performed	Crack Sealing Performed	Striping Date Performed	Notes
			Cracking	Patching and Potholes	Surface Deformation	Surface Defects	Misc. Distresses	Average Pavement Report Grade							
Derby Ave	CT Rte 728														
Fountain Lake Rd	CT Rte 334														
Great Hill Rd	Ct Rte 334														
Main St	Ct Rte 115														
Maple St	Ct Rte 313														
Maple Ridge Rd	New Construction, Not Complete														
New Haven Rd	Ct Rte 67														
Rimmon Rd	Ct Rte 313														
River St	Ct Rte 313														
Roosevelt Dr	Ct Rte 34														
South Main St	Ct Rte 115														
Squantuck Rd	Ct Rte 188														

Legend:  
A,5 = Exceptional  
B,4 = Good  
C,3 = Mediocre  
D,2 = Poor  
F,1 = Failing/Critical

## APPENDIX B

Individual Road Report Cards